

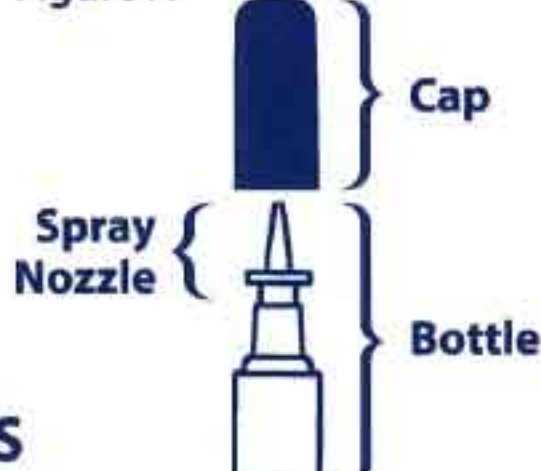
## IMPORTANT INFORMATION

### STEPS TO GET A NEW BOTTLE READY FOR USE (PRIMED)

#### 1. Before first use, a new bottle must be primed.

- Remove cap (Figure A).
- Shake bottle.
- Press and release spray nozzle until a fine mist is produced (as shown in Figure B). This may take several times. Take care not to spray in face.

Figure A

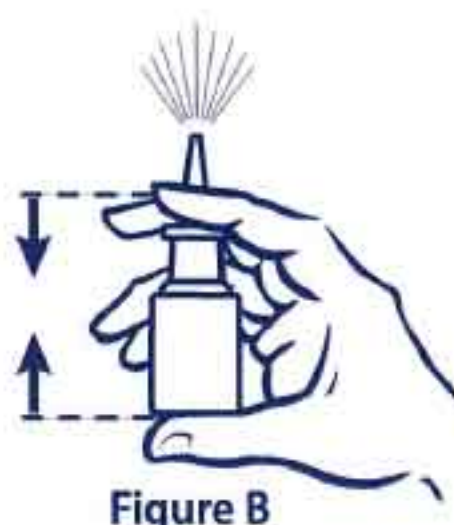


### PRIME BOTTLE AGAIN IF NOT USED FOR MORE THAN 2 WEEKS

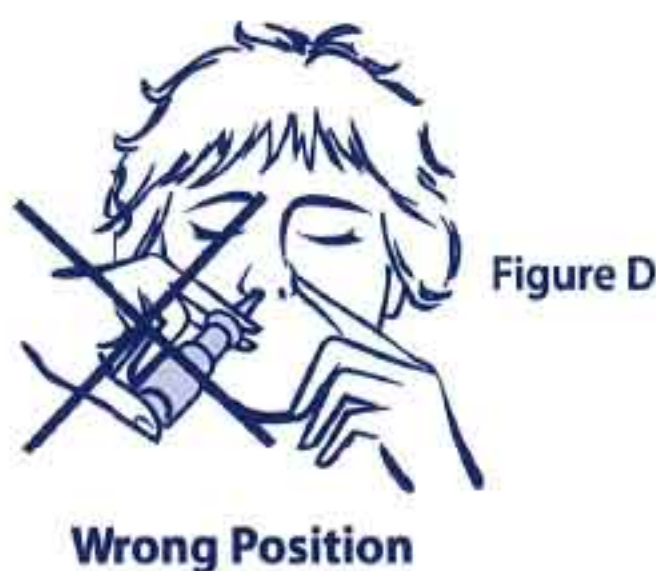
- Repeat steps for priming a bottle (see above).

### USE INSTRUCTIONS

- Blow nose gently to clear nostrils.
- Remove cap, then shake bottle.
- Hold bottle with thumb under bottle and spray nozzle between fingers (as shown in Figure B).
- Press against the outside of your nose with your finger to close off one nostril (as shown in Figure C).
- Place the tip of the spray nozzle into the other nostril. The spray nozzle should not reach far into the nose. Aim nozzle toward back of nose (as shown in Figure C).



**DO NOT** spray toward nasal septum (the wall between the 2 nostrils) (as shown in Figure D).



- While sniffing gently, spray into nostril
- Repeat steps "4" through "6" for the other nostril.
- After using the nasal spray, wipe nozzle with a tissue and replace cap by pressing it down over the spray nozzle.

*NOTE: Avoid blowing nose for 15 minutes after use.*

### DIRECTIONS FOR USE

- BEFORE first use, you must get a new bottle ready (primed).**
- If bottle is not used for more than 2 weeks, prime bottle again.**

#### Dosing

#### ADULTS AND CHILDREN 12 YEARS OF AGE AND OLDER

- |                                                      |                                                                                                                                                                                                         |
|------------------------------------------------------|---------------------------------------------------------------------------------------------------------------------------------------------------------------------------------------------------------|
| <b>adults and children 12 years of age and older</b> | <ul style="list-style-type: none"><li>once daily, spray 2 times into each nostril while sniffing gently</li><li>once your allergy symptoms improve, reduce to 1 spray in each nostril per day</li></ul> |
|------------------------------------------------------|---------------------------------------------------------------------------------------------------------------------------------------------------------------------------------------------------------|

#### CHILDREN 2 TO UNDER 12 YEARS OF AGE

- the growth rate of some children may be slower while using this product. Talk to your child's doctor if your child needs to use the spray for longer than two months a year.

- |                                            |                                                                                                                                                                                                                                                                                                                            |
|--------------------------------------------|----------------------------------------------------------------------------------------------------------------------------------------------------------------------------------------------------------------------------------------------------------------------------------------------------------------------------|
| <b>children 6 to under 12 years of age</b> | <ul style="list-style-type: none"><li>an adult should supervise use</li><li>once daily, spray 1 time into each nostril while sniffing gently</li><li>if allergy symptoms do not improve, increase to 2 sprays in each nostril per day. Once allergy symptoms improve, reduce to 1 spray in each nostril per day.</li></ul> |
|--------------------------------------------|----------------------------------------------------------------------------------------------------------------------------------------------------------------------------------------------------------------------------------------------------------------------------------------------------------------------------|

- |                                           |                                                                                                                                                        |
|-------------------------------------------|--------------------------------------------------------------------------------------------------------------------------------------------------------|
| <b>children 2 to under 6 years of age</b> | <ul style="list-style-type: none"><li>an adult should supervise use</li><li>once daily, spray 1 time into each nostril while sniffing gently</li></ul> |
|-------------------------------------------|--------------------------------------------------------------------------------------------------------------------------------------------------------|

- |                                      |                                                                   |
|--------------------------------------|-------------------------------------------------------------------|
| <b>children under 2 years of age</b> | <ul style="list-style-type: none"><li><b>do not use</b></li></ul> |
|--------------------------------------|-------------------------------------------------------------------|

#### Other important information for use

- Do not use more than directed.
- If you forget a dose, do **not** double the next dose.
- Do not spray into eyes or mouth.
- If you get the spray in your eyes, rinse well with water.
- If allergy symptoms do not improve after one week, stop using and talk to a doctor.
- Do not share this bottle with anyone else as this may spread germs.

### IF PUMP DOES NOT SPRAY PROPERLY, THE NOZZLE MAY BE BLOCKED

- Never try to unblock nozzle with a pin or any other object (as shown in Figure E).
- Clean the nozzle as shown below.



### CLEANING INSTRUCTIONS

- Gently pull spray nozzle away from bottle (as shown in Figure F).
- Rinse **SPRAY NOZZLE ONLY** under warm water (as shown in Figure G).
- Shake or tap to remove excess water.
- Re-attach spray nozzle to bottle.
- Press and release spray nozzle until a fine spray is produced, taking care not to spray in face.



**Nasacort Allergy 24HR pump** is now ready to use.

### Where can I get more information?

1-800-633-1610

Store between 20°-25°C (68°-77°F)

Distributed by: Chattem, Inc., a Sanofi Company  
Chattanooga, TN 37409-0219 0081000-01 © 2013 Chattem, Inc.